

Additional titles  
from **film ideas, Inc.**  
in the  
**SYMBOLS OF AMERICA**  
*7 PART SERIES*

The U.S. Flag

Uncle Sam

The White House

The American Bald Eagle

Images of Liberty  
(The Statue of Liberty & The Liberty Bell)

The U.S. Capitol Building

The Declaration of Independence



**film Ideas, Inc.**

308 North Wolf Rd. Wheeling, IL 60090  
TEL: 1-800-475-3456 or 847-419-0255  
FAX: 847-419-8933 E-MAIL: [filmid@ais.net](mailto:filmid@ais.net)  
WEB SITE: [www.filmideas.com](http://www.filmideas.com)

Copyright © 2003

**Symbols  
of America**  
*7 Part Series*

The U.S.  
**CAPITOL  
BUILDING**

**INSTRUCTIONAL GUIDE**

## INTRODUCTION TO SERIES

The purpose of this video series is to acquaint young children to the importance of American symbols. It is designed to teach how symbols are objects or pictures that represents a much larger idea. Throughout American history symbols have played a significant role in how ideas have become an influential fabric of our culture. American symbols represent and communicate who we are and what we value as a society. As children learn the importance of symbolism they will understand their contribution to American history and how symbols have evolved to help shape and define a nation – The United States of America.

As a complementary device with each video, an instructional guide suggests exercises to help aid teachers, parents and students. These interactive exercises will reinforce and further develop a child's level of comprehension about the importance of symbols and the joy of learning.

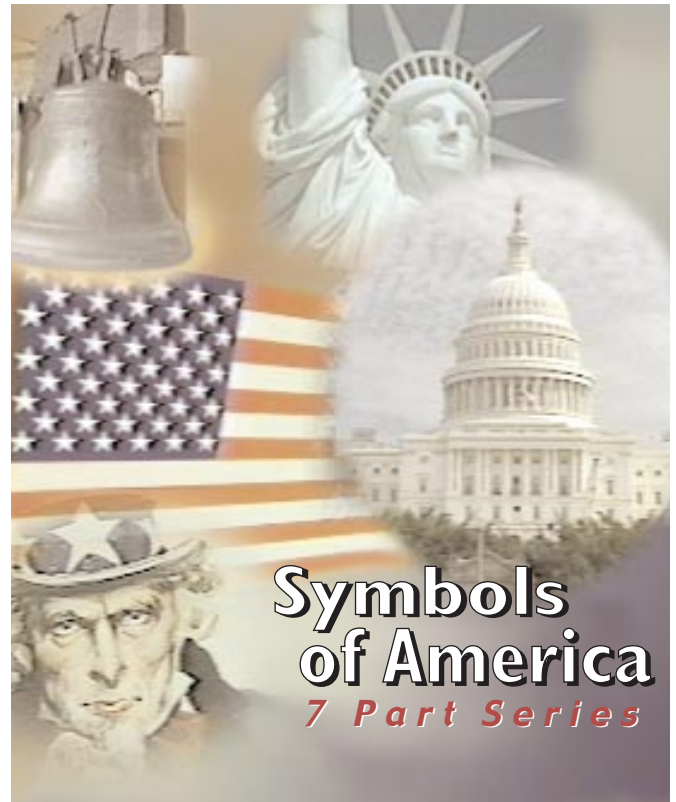
The instructional guide provides:

Child-friendly **exercises!** ✓

Fun-to-do **follow-up activities!** ✓

Easy-to-learn **reinforcement Q & A!** ✓

E-Guides available at  
[www.filmideas.com](http://www.filmideas.com)



FOR MORE INFORMATION ABOUT  
THE U.S. CAPITOL BUILDING

CONSIDER VISITING THE FOLLOWING WEBSITES:

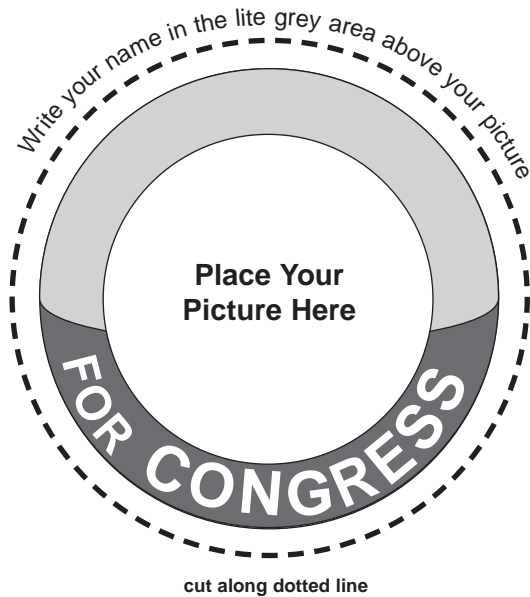
<http://www.senate.gov/vtour/index.html>

<http://www.loc.gov/exhibits/us.capitol/s0.html>

[http://www.aoc.gov/cc/capitol/capitol\\_construction.htm](http://www.aoc.gov/cc/capitol/capitol_construction.htm)

Permission granted to copy the  
exercises provided in this guide.  
For educational use ONLY.

After students successfully complete the exercises chosen in this guide, have them cut out and place their picture in the “Vote For Me” election button. Who knows, if elected as a future member of Congress you too may some day work in The U.S. Capitol Building.



## The U.S. Capitol Building

Youngsters will be fascinated by the unique history and importance of one of America’s greatest symbols of democracy, the United States Capitol Building in Washington D.C. From its early design to its imposing position on Capitol Hill, viewers will understand that this remarkable structure symbolizes the will & strength of the American people and the principles of modern democracy to citizens the world over.

Besides its symbolic and historic significance, the U.S. Capitol Building is the work place for all the elected members of Congress. The history and design of the building is centered around one distinguishing feature -- the Capitol Dome. The dome was completed in December 1863, and was topped off with a 19-foot classical bronze statue of a woman called "Freedom." Construction on the Capitol began in 1793, and from its very inception, the building has become one of America’s most enduring symbols of democracy. Throughout its history, the United States Capitol has been built, burnt, rebuilt, extended, and restored. Today’s Capitol is the result of several major periods of construction. It’s not only a monument of great architectural stature, but represents the ingenuity, determination, and spirit of the American people.

### Program Objectives

After viewing the program, children should understand:

- what symbols are and what “The U.S. Capitol Building” represents.
- the history of “The U.S. Capitol Building”.
- where “The U.S. Capitol Building” is located.
- the important people and events involved with the origins and the design of “The U.S. Capitol Building”.
- the primary function of “The U.S. Capitol Building”
- the artifacts inside the “The U.S. Capitol Building”.

## VOCABULARY:

**Congress:** *The name given to the supreme legislative body of the U.S. government who meet in the U.S. Capitol Building to vote on laws. This legislative body includes elected members of The U.S. House of Representatives and The U.S. Senate.*

**Dr. William Thorton:** *A Philadelphia doctor who submitted the winning architectural design used to construct the U.S. Capitol Building.*

**George Washington:** *The first U.S. President and the person who chose the official site where the U.S. Capitol Building was eventually built. This official site became the Capital City of the United States known as Washington, D.C.*

**Jenkins Hill:** *The name given to the District of Columbia's high point where government buildings including The U.S. Capitol Building were officially built.*

**Rotunda:** *The area inside the U.S. Capitol Building which lies underneath the 9 million pound circular Capitol dome.*

**Statue of Freedom:** *A 19-foot classical bronze statue which stands atop of the Capitol Building's dome and represents the American principles of "Freedom" .*

**Symbol:** *An object or picture that represents a much larger idea.*

**U.S. Capitol Building:** *A government building which symbolizes American democracy and freedom. Its primary function is to serve as a place where members of the U.S. Congress assemble to vote on laws which govern the United States of America.*

## Reinforcement Q&A:

Review the video to answer the following questions:

1) Where is The Capitol Building located and who works there?

2) What does The Capitol Building represent? Define democracy.

3) Who chose the location where the U.S. Capitol Building was built?

4) What is the name of the statue which stands on top of the Capitol Dome?

5) The Capitol Building served many functions during the Civil War. Name some of these functions.

6) What two states donated the land which was used to build Washington, D.C. and the U.S. Capitol Building?

- (1) Washington D.C. / U.S. members of Congress
- (2) American Democracy and Freedom / When citizens of a country vote for its leaders to make important decisions.
- (3) George Washington
- (4) "Freedom"
- (5) Barracks for soldiers, Hospital for wounded soldiers, place to store food and other supplies, the body of Abraham Lincoln lay in state after he was assassinated.
- (6) Maryland & Virginia

### Follow-Up Activities:

1) Many members of Congress have worked in The Capitol Building. Have the children write a short historical biography about a present or past member of congress—use the internet or library to help.

2) Have the children tour your school or community and document the symbols they see. After writing them down on a piece of paper have the children research the symbol using resources like the internet and library to describe what each symbol represents. During their research perhaps have them write a short historical perspective on the origins of the symbol.

3) As mentioned in the video, a symbol represents a much larger idea. Have the children discuss a problem in your school or community. For example, is there confusion in the lunch room cafeteria as to how the children should line up and be served for food and beverages; or is there miscommunication about where certain school supplies should be stored; are certain rooms and school yard areas properly marked for student safety etc. After discussing the problem evaluate whether the problem may be solved by the children creating posters which effectively communicate ideas through symbols.

4) If possible visit Washington D.C. and take a tour of the U.S. Capitol Building and other important sites.

### Exercise #1:

Have the students study the vocabulary list on page 2. Then write the number of the vocabulary word on the solid black line next to its definition.

#### Vocabulary List:

1) *Symbol*

3) *Dr. William Thorton*

2) *Rotunda*

4) *Congress*

\_\_\_\_\_ *A Philadelphia doctor who submitted the winning architectural design used to construct the U.S. Capitol Building.*

\_\_\_\_\_ *Legislative body of the U.S. government who meet in the U.S. Capitol Building to vote on laws.*

\_\_\_\_\_ *An object or picture that represents a much larger idea.*

\_\_\_\_\_ *The area inside the U.S. Capitol Building which lies underneath the 9 million pound circular Capitol dome.*

# SAMPLE #1

1) *House of Representatives Wing*




2) *Capitol Dome & Rotunda*



## ***Exercise #2:***

Study the parts of the U.S. Capitol Building in SAMPLE #1. Then without looking at SAMPLE #1 write the parts of the Capitol Building in SAMPLE #2 on the solid black line.


3) *Senate Wing*



---

# SAMPLE #2

1) \_\_\_\_\_




**4**

2) \_\_\_\_\_



3) \_\_\_\_\_



**5**